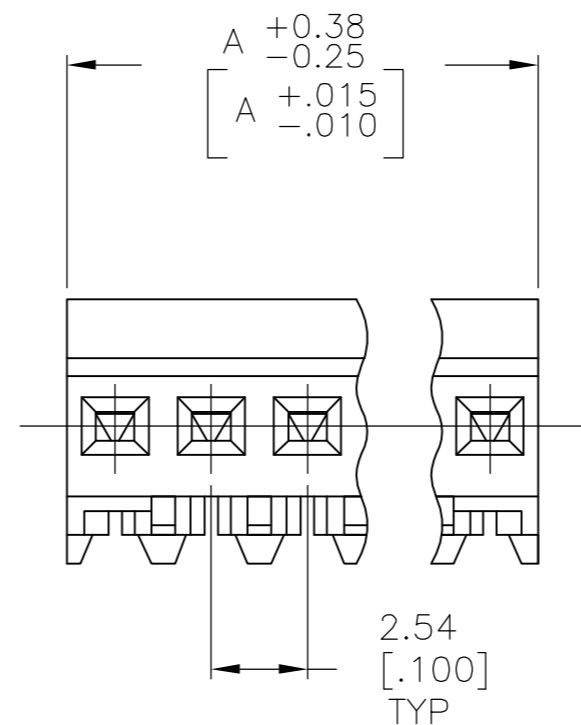
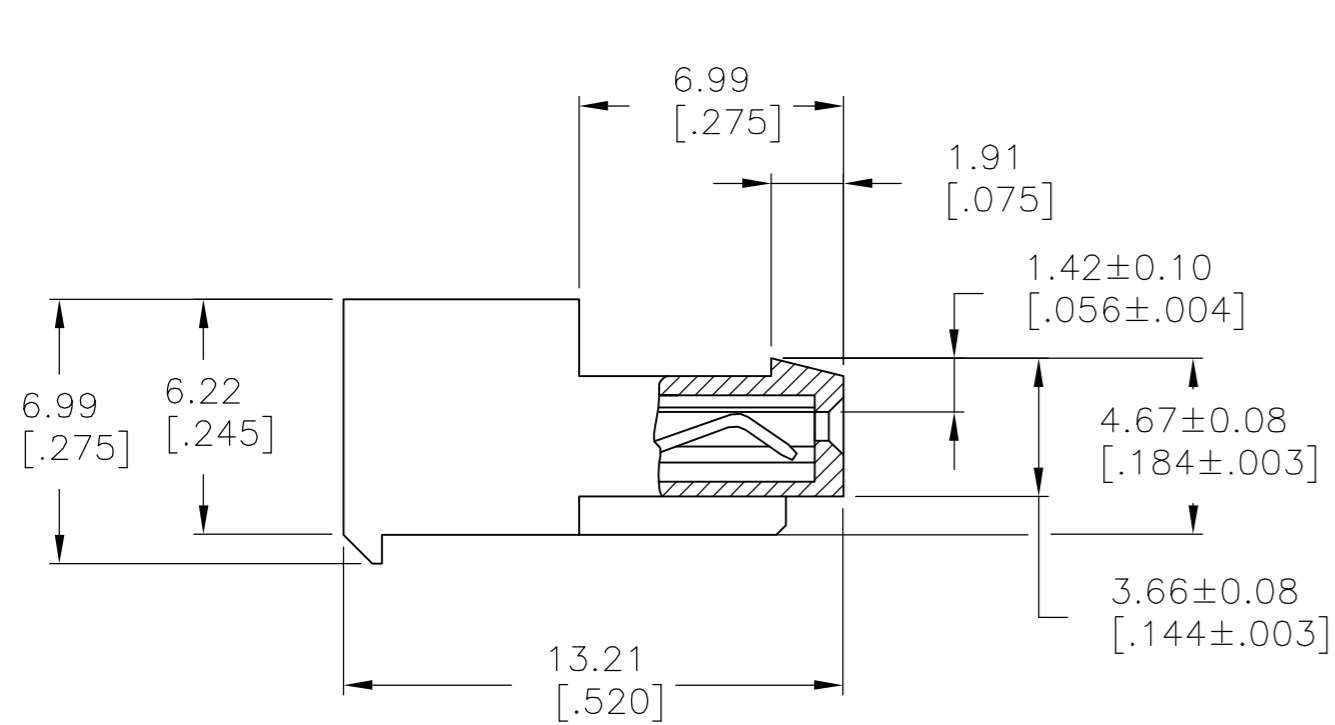
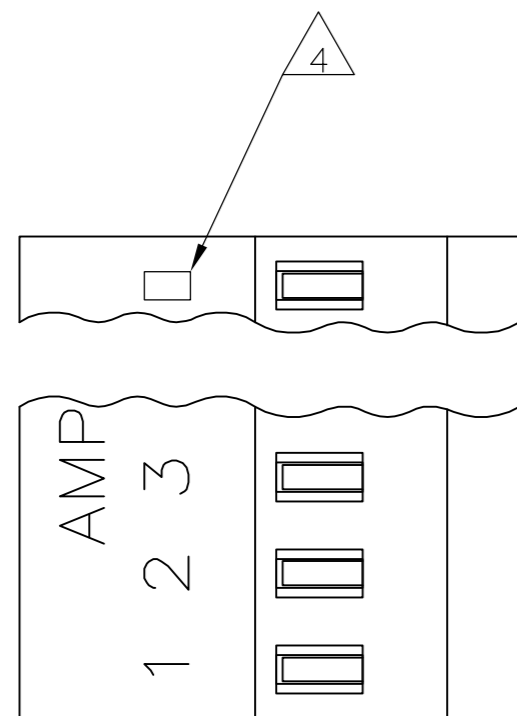


THIS DRAWING IS UNPUBLISHED. RELEASED FOR PUBLICATION
 © COPYRIGHT BY TYCO ELECTRONICS CORPORATION. ALL RIGHTS RESERVED.

LOC		DIST		REVISIONS			
P	LTR	DESCRIPTION		DATE	DWN	APVD	
CM	00	F2		REVISED PER ECO-07-005135	07MAR07	KW DB	



- 1. MATERIAL: CONNECTOR - NYLON UL94V-2 (RED).
CONTACTS - 0.30[.012] THICK COPPER ALLOY (0.00038 [.000015] GOLD) OVER (0.00203 [.000080] MIN THICK BRIGHT TIN-LEAD (93/7) FOR -9 OR MATTE FOR -39
- 2. CONTACTS ACCEPT 22 AWG WIRE WITH 1.52[.060] MAX INSULATION DIAMETER.
- 3. CONTACTS MUST ACCEPT 0.36-0.51[.014-.020] SQUARE OR ROUND POST AND REMAIN LOCKED IN POSITION.
- 4. IDENTIFICATION NUMBER FOR LAST CIRCUIT MAY NOT APPEAR ON ALL ASSEMBLIES.
- 5. DIMENSIONS IN BRACKETS ARE IN INCHES.
- 6. HOUSING FEATURES ARE: CLOSED END WITH LOCKING RAMP & LED CONTACT.

DIM A	NO OF CKTS	PART NO
22.86 [.900]	9	3-644151-9
22.86 [.900]	9	644151-9

METRIC

THIS DRAWING IS A CONTROLLED DOCUMENT.		DWN K. WHITAKER 23JUN05	Tyco Electronics Corporation Harrisburg, PA 17105-3608	
DIMENSIONS: mm [INCHES]		CHK D. BOSSI 23JUN05	NAME D. BOSSI	
TOLERANCES UNLESS OTHERWISE SPECIFIED:		APVD D. BOSSI 23JUN05	PRODUCT SPEC 108-1050	
0 PLC ± -		APPLICATION SPEC 114-1019	SIZE A2	CAGE CODE 00779
1 PLC ± -		WEIGHT -	DRAWING NO C=644151	RESTRICTED TO -
2 PLC ± -		CUSTOMER DRAWING		
3 PLC ± 0.13[.005]		SCALE 5:1	SHEET 1 of 1	REV F2
4 PLC ± -				
ANGLES ± -				
FINISH				